

GPI TRANSLATION SERVICES CONNECTOR FOR CONTENTSTACK

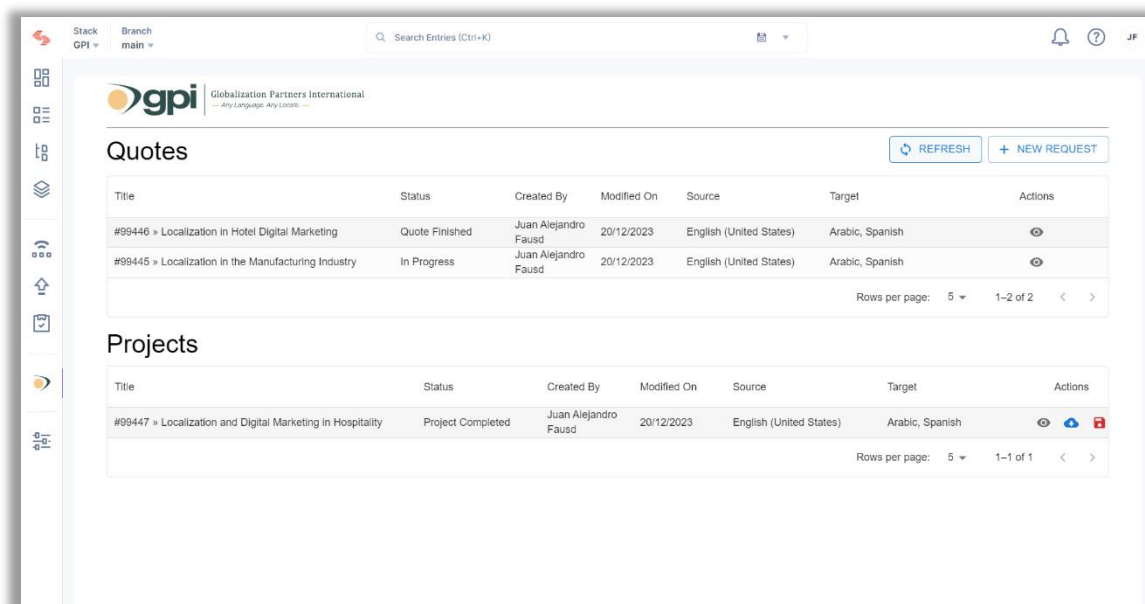
User Guide

Introduction

The following sections describe how to use the GPI Translation Services Connector for **Contentstack**. As part of this document, we will cover how to export content for translation, import translation back, and how to track the status of your submissions.

Dashboard

The connector provides a dashboard screen that allows you to track the status of your requests for quote and projects.



The screenshot shows a web dashboard with a sidebar on the left containing navigation icons. The main content area is titled 'Globalization Partners International' and features two sections: 'Quotes' and 'Projects'. The 'Quotes' section has a 'REFRESH' button and a '+ NEW REQUEST' button. It contains a table with columns: Title, Status, Created By, Modified On, Source, Target, and Actions. The 'Projects' section also contains a table with the same columns. The 'Actions' column in both tables includes icons for viewing details, refreshing, and deleting.

Title	Status	Created By	Modified On	Source	Target	Actions
#99446 » Localization in Hotel Digital Marketing	Quote Finished	Juan Alejandro Fausd	20/12/2023	English (United States)	Arabic, Spanish	
#99445 » Localization in the Manufacturing Industry	In Progress	Juan Alejandro Fausd	20/12/2023	English (United States)	Arabic, Spanish	

Title	Status	Created By	Modified On	Source	Target	Actions
#99447 » Localization and Digital Marketing in Hospitality	Project Completed	Juan Alejandro Fausd	20/12/2023	English (United States)	Arabic, Spanish	

The **Quotes** section lists all the requests for quote and their status. The possible statuses are:

- **In Progress:** this means that the l10n engineering team at GPI side is working on this quote.
- **Quote Finished:** this means that the l10n engineering team finished analysing the files and the quote has been sent for your approval. At any time, you can click on the **Full Status Report** button (under **Actions** section) to access the Translation Portal to review and approve the quote.

The **Projects** section shows you all your connector-related projects within GPI. These are basically quotes that received your approval and were promoted as projects. Same as for quotes, you can click on the **Full Status Report** button to access the Translation Portal and check the status of your project. The possible statuses for a project are:

- **Started:** this means that the localization is in progress.
- **Completed:** this means that the translation is done, and the content is ready to be imported.

When the project status is **Completed**, you will find some additional options available under **Actions** section:

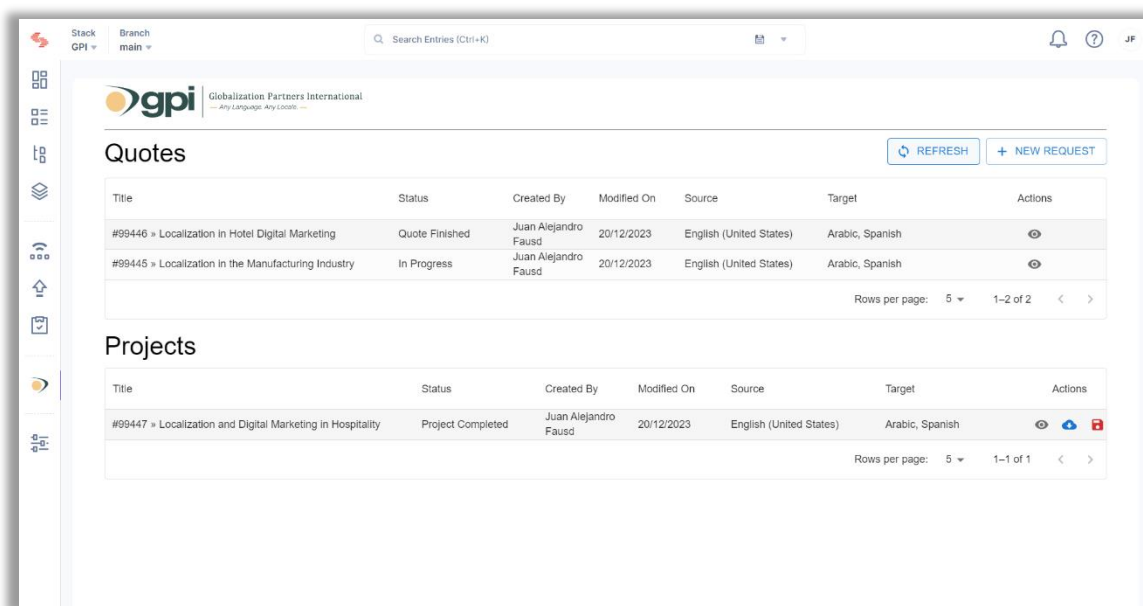
- **Import:** this action imports the translations into Contentstack. After clicking on it, a notification indicating that the import started will show up and, as soon as the import finishes, another notification will show up indicating that the process finished.
- **Archive Project:** this action marks the project as archived; once archived the item will not show up in the list of projects on the dashboard anymore.

Keep in mind that the dashboard screen shows you a quick summary of all your **Contentstack** connector-related quotes and projects within GPI. By accessing the Translation Portal, you will find more details about each quote and project.

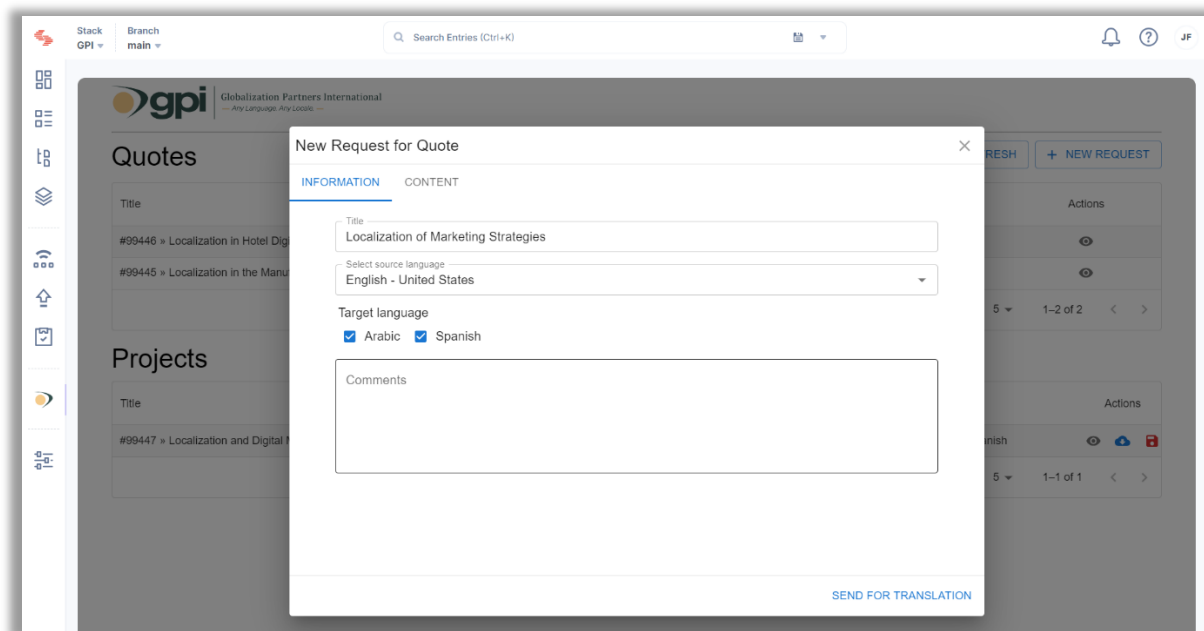
Export

If you want to submit content for translation, you need to follow the next steps:

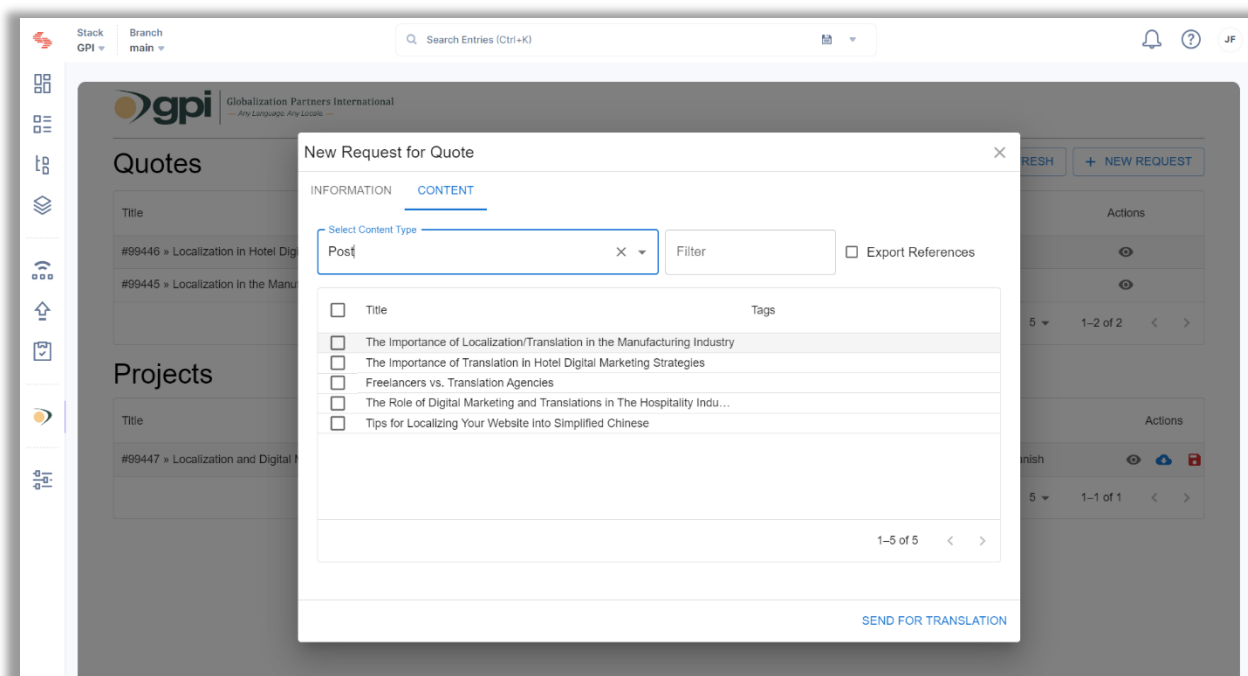
- 1) Open the dashboard screen of the connector.



- 2) Click on the **New Request** button. This will show the following popup:



- 3) Populate the following fields in the **Information** tab:
 - a. **Title**: this will represent the title for the request. We recommend specifying a title related to the content you are exporting for tracking purposes.
 - b. **Source Language**: this is the language of the content you are exporting for translation.
 - c. **Target Languages**: here you can specify the languages you want your content to be translated into.
 - d. **Comments** (optional): here you can specify any additional comments you may have for the request.
- 4) After you are done with these fields, you need to move to the **Content** tab. Here you will be able to select the content you want to send for translation:



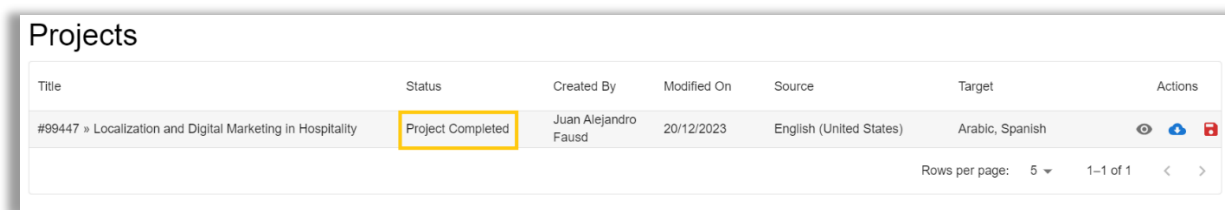
- 5) Select all the entries you want to send for translation. You can switch to specific types by using the **Select Content Type** dropdown.




Finally, click on the **Send for Translation** button to submit the content for translation to GPI. This action will redirect you back you to the dashboard screen and, once the export is done, it will show a success notification.

Import

Once the translation is ready, you will be able to import the translated content into **Contentstack** by following the next steps:

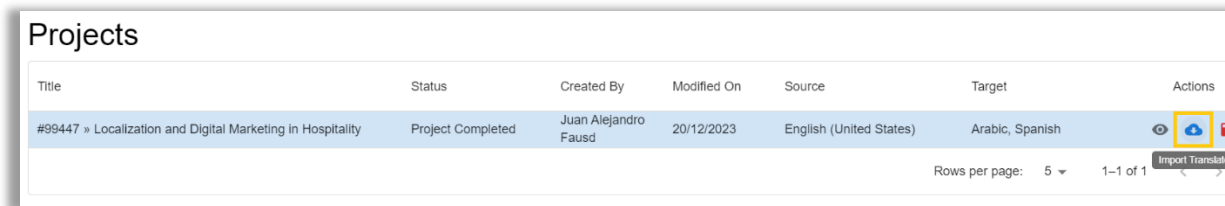
- 1) Open the dashboard screen of the connector.
- 2) Under the **Projects** section, locate the corresponding project you want to import the translations from. The status for this project should be *Completed*.






Title	Status	Created By	Modified On	Source	Target	Actions
#99447 » Localization and Digital Marketing in Hospitality	Project Completed	Juan Alejandro Fausd	20/12/2023	English (United States)	Arabic, Spanish	  

Rows per page: 5 | 1-1 of 1

- 3) Once you locate the project, then click on the **Import** button.



Title	Status	Created By	Modified On	Source	Target	Actions
#99447 » Localization and Digital Marketing in Hospitality	Project Completed	Juan Alejandro Fausd	20/12/2023	English (United States)	Arabic, Spanish	  

Rows per page: 5 | 1-1 of 1

Import Translate

- 4) This will make the connector to import the translation for each entity into each target language.

For any assistance, instructions, or support regarding GPI's Translation Services Connector for Contentstack, or any translation projects with GPI, contact your Project Manager. You may also call in and ask for support at +1-866-272-5874 or email support at support@globalizationpartners.com.

GLOBALIZATION PARTNERS INTERNATIONAL
Phone: +1 703-286-2193 | Toll Free: +1 866-272-5874
info@globalizationpartners.com | www.globalizationpartners.com